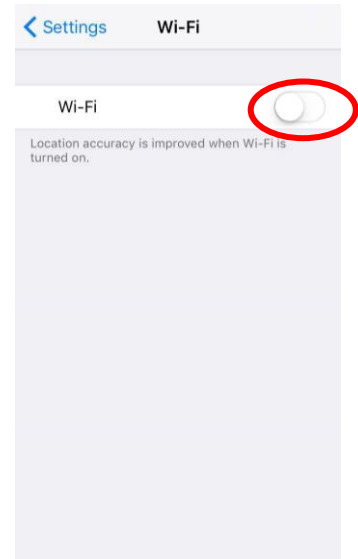


## HOW TO CONNECTION TO THE WI-FI IN THE LIBRARY– IOS

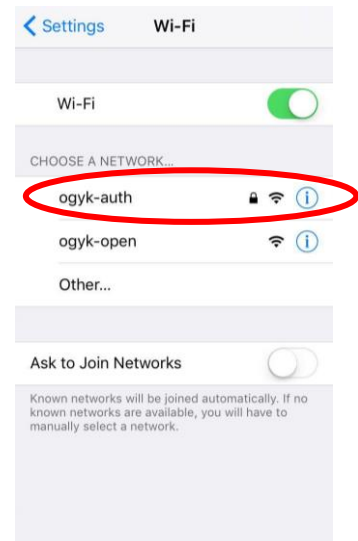
### Step 1.

- Allow the device to connect to the Wi-Fi system



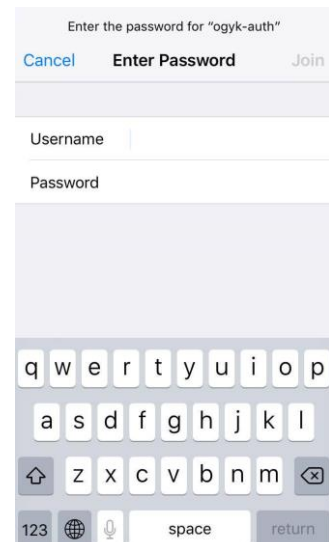
### Step 2.

- Choose **ogyk-auth** Wi-Fi network



### Step 3.

- Login:
  - Username: **Library card no.**
  - Password: **Your password (your currently valid password)**



## Step 4.

- Choose „Trust” to continue



## Step 5.

- The Wi-Fi is connected. 😊

